



Premium imaging quality available in two industrial grade form factors, U10 and U10s, that deliver the same uncompromising Ultra High Definition performance, where and how you need it!



- Convenient 10:1 zoom optics with auto-focus
- Ultra HD, 8 megapixel 30 fps camera for careful inspection of fine detail
- Designed for outstanding performance even in poor light conditions
- Large practical working distance
- Switchable between UHD 4K and FHD output
- Options include ESD-protected housing and a built-in laser pointer



"High Resolution, Ergonomic, Endlessly versatile!"

Designed for ergonomic use

Inspectis Ultra HD digital microscopes provide relief to eyes, neck and shoulders through the unique ergonomic design and 230 mm free working distance. By allowing operators to sit comfortably in a good working position, their inspection tasks can be carried out more efficiently.



U10s, Stand-alone 4K system with Single-arm Boom Stand


Thanks to its large aperture optics and sensitive image sensor, U10s provide astonishing images of the inspected object with minimum glare and reflections, even in poor lighting conditions.



The system's standard optics produces 2,4 - 24x magnification (24" monitor). If further magnification is needed, a wide range of diopter Macro Lenses can be added to magnify up to 50x.

Inspectis digital microscopes offer true ease of use with minimal interaction needed with controls and settings. All basic parameters such as zoom, brightness and colour levels can be controlled by the user through on-board buttons on top of the device.

An optional built-in laser pointer aims at the area of interest and assists in locating it on the screen.



Electronics PCB, x10 Zoom +1 Macro, 29x Mag.



Micro mechanics, x5 Zoom, 12x Mag.



Medtech, x10 Zoom with +5 Macro, 50x Mag.



Forensic, x9 Zoom, 21x Mag.

” Optimized for inspection and repair of electronic PCBs ”


Making optical inspection enjoyable

Connect a U10s digital microscope to a 4K UHD display or your PC via Inspectis' plug-&-play USB3.0 converter and take advantage of the astonishing image resolution, high contrast, true colours at 1:10x zoom range in your optical inspection work.

The Inspectis U10 and U10s digital microscopes can significantly reduce the time you spend on inspecting parts compared with other optical visual systems.



- 1:10x Zoom Optics
- AutoFocus
- On board Controls
- Aluminium Housing
- HDMI Digital Output
- Red Laser Pointer
- Modular Design
- ESD Protected
- Stable Stands
- USB3.0 Converter
- Wide range of accessories
- Advanced Remote Controller




The Inspectis 4K Digital Microscopes are available in two basic models:

U10, an all-in-one, plug-and-play system with integrated aluminium stand and built-in adjustable white LED illumination.

U10s, a stand-alone, totally configurable system with a variety of mounting solutions. Select between any of Inspectis' Boom type, XY-type or Articulated arm stands.



U10 with Antistatic body



U10s with Single-arm Boom Stand

”Designed according to industry standards”

System Specifications

System:

Video Output	Ultra HD 2160/29.97p, 2160/25p switchable to Full HD 1080p/59.94, 1080p/50
Imager	8.3M pixels. 3840(H) x 2160(V) 16:9 format. Progressive scan CMOS image sensor.
Pixel Size (resolution)	1.8 µm x 1.8 µm
I/O Ports	HDMI video output, 5P MiniDin Power input, 8P MiniDin External Remote Control
On-board Control	Zoom, Iris, Auto Focus on/off, White Balance, 4K to Full HD format swap.
External Remote Control	Zoom, Iris, Manual/Auto Brightness, Manual/Auto Focus, White Balance, Picture Quality Mode, Display Text, Haircross overlay, Image Rotate, Image Freeze, Memory Save/Recall (2 pcs), Foot-switch, Video Output Format and Frame Rate.
Illumination	Integrated Long-life 18x ultra bright pure white LEDs with direction adjustment
Storage Environment	-20° - +60°C, 20 - 95% RH, non-condensing
Operating Environment	-5 ° - +40°C, 20 - 95% RH, non-condensing
Size, Weight U10	395 x 240 x 360 mm including metal base, 4.6 kg. including metal base
Size, Weight U10s	φ 86,5 x 137mm exclusive cable. 1,2 kg. excluding stand

Optics:

Lens system	10x Optical Zoom with Auto Focus and Iris Control
Working distance	230 mm (from lens to object at maximum zoom factor)
Magnification x1-x10 zoom factor	~ 2.7x ~ 27x on 27" monitor (~ 57x with +5 macro lens)
Field of View at x1-x10 zoom factor	~ 218 x 122,6 mm to ~ 21,8 x 12.3 mm (~ 10.3x5.8mm with +5 lens)
Laser pointer	Class 1 red LED laser with automatic through-optics alignment



Ordering numbers Inspection Systems:

Item name	Order No.		
Inspectis U10, Ultra HD 2160p Digital Macroscop, Integrated Stand, LED, HDMI	HD-017	Lens protection filter, 67mm	HD-098
Inspectis U10s, Ultra HD 2160p Digital Macroscop, Modular, HDMI	HD-018	Ring Light White LED with detachable diffuser	HD-024-B
With Antistatic housing	* -E	Polarization filter set for Ring Light, 67mm	HD-024-P-U
With Laser Pointer	* -L	RingLight external power supply	HD-024-S
		Ring Light UV 365-375nm wavelength LED	HD-025
		4K HD USB3.0 converter with Light software	HD-043
		4K HD USB3.0 converter with Pro software	HD-044
		4K HD USB3.0 converter with ProX software	HD-044-PX
		4K HD PCIe converter	HD-035
		XY Floating Board, Antistatic	HD-028
		XY Floating Board with Position Lock	HD-028-L
		Tilt Board, Antistatic	HD-029
		Single-arm Boom stand	HD-060
		Double-arm Boom Stand	HD-070
		Articulated-arm Boom Stand	HD-080
		Rack-&-Pinion Fine Focusing module	HD-090
		Track stand, Large Base with Focusing, WD 35-410mm	HD-210-LB-E
		Aluminium carrying case	HD-040

Ordering numbers optional Accessories:

Remote Camera Control with Advanced Adjustments for Inspectis Microscopes	HD-020
Foot switch for Remote Camera Control	HD-027
Macro lens +1 diopter, 67mm	HD-036
Macro lens +2 diopter, 67mm	HD-037
Macro lens +3 diopter, 67mm (Achromatic)	HD-038
Macro lens +5 diopter, 67mm (Achromatic)	HD-039
Macro lens +10 diopter, 67mm (Achromatic)	HD-123

Reseller

 **INSPECTIS**

Quality of Inspection

Inspectis Optical Systems
Stockholm, Sweden

www.inspect-is.com
info@inspect-is.com